

Riverwalk Quilters Guild

Volume XX Issue 8 February 2014

President's Message

Cheryl Wanska

president@riverwalkquilters.com

That time of year is coming! Yep! We'll soon be electing new officers and committee people. So, what area is closest to your heart? Will you (and maybe a friend) co-chair that committee? Or serve as an officer? At the very least, decide where you can help and sign up. As my grandmothers both said (many times), the more you do, the happier you will be!

The talents of our members continue to impress and amaze me! I see it in the show & tell quilts every month. And we have quilting teachers and speakers that are nationally well known! This month you will have a great time learning from Cheryl Sleboda, a past RQG president and a very creative quilter. Bring a friend!

What a party! Thanks go to Jayne Reishus, Loraine Nemo and crew for planning our fun January party. As usual, Hospitality (Nancy Lindbergh & Lois Skoogland) added their special touches. Thanks to Nancy Sturgeon and helpers for another successful rummage sale, and to Sue Damitz for filling her car to the brim with left-over goodies to share with local needy organizations. And thanks to all who contributed items for Loaves and Fishes, the food pantry.

Thanks to Special Events (Celeste & Susan Akre plus helpers) for the raffle basket that raised \$211. We appreciate the special goodies from Quilters Quest, too!

We are again looking for a photographer! We wish Teri Smith and family good luck on their transfer, and thank her for the beautiful photos.

It's cold, snowy...a perfect winter day for quilting.
Cheryl Wanska

RIVERWALK QG 2014 Schedule of RQG Meetings

Tuesday, February 11

**7 pm Grace United Methodist Church
SMALL QUILTS/ CREATIVE PROCESS**

Cheryl Sleboda, RQG

Tuesday, March 11

**7 pm Grace United Methodist Church
TRADITIONAL PIECING—Monique Dillard**

Tuesday, April 8

7 p.m. Grace Church

PHILANTHROPY Pillow Case SEW-IN

Tuesday, May 13

**7 pm Grace United Methodist Church
INNOVATIVE PIECING/ART QUILTS**

Pat Bishop

Tuesday, June 10

**7 pm Grace United Methodist Church
PICTORIAL QUILTS—Rosalie Baker**

WHAT TO BRING—February 11

Library Books Name tag Show & Tell

Treats—*With the excitement of the January Party we forgot to pass the sign-up sheet for snacks for the February meeting. If you could bring something, we'd appreciate it.*



Riverwalk Quilters Guild 2014 Board & Committees

*To send a message to any on this list,
click on their hyperlink (blue.)*

President..... Cheryl Wanska
president@riverwalkquilters.com

Vice President..... Heidi Enright
vicepresident@riverwalkquilters.com

Secretary..... Carol Gruchala
secretary@riverwalkquilters.com

Treasurer..... Vicky Laws
treasurer@riverwalkquilters.com

Contracts..... Sandy Doubek
contracts@riverwalkquilters.com

Program/Workshops... Lisa Noonan
programs@riverwalkquilters.com

Membership..... Sharon Goodman
& Joan Carter
membership@riverwalkquilters.com

Special Events..... Celeste Akre &
Susan Akre
specialevents@riverwalkquilters.com

Philanthropy..... Rebecca Williams &
Dana E Iliott
philanthropy@riverwalkquilters.com

Library..... Lenore Hrejsa &
Jill Seaworth
librarian@riverwalkquilters.com

Public Relations..... Sandy Alfaia
publicrelations@riverwalkquilters.com

Hospitality..... Nancy Lindberg &
Lois Skooglund
hospitality@riverwalkquilters.com

Newsletter Nancy Sturgeon
newsletter@riverwalkquilters.com

Website..... Sue Damitz
website@riverwalkquilters.com

Small Quilt Auction..... Sandy Alfaia &
Kathy Herbach
smallquiltauction@riverwalkquilters.com



Cheryl Sleboda

February 11 at 7 p.m.

Cheryl Sleboda is an innovative quilt artist. Her work has been seen at the International Quilt Festival in Houston, Quilting Arts Magazine, International Quilt Festival/Chicago, and most recently on Quilting Arts TV. Cheryl is known for her contemporary art quilts, LED light up quilts, antique linen quilts, quilts with fiber manipulation, and perhaps to her blog followers, her cartoon depictions of aliens and sea creatures, as well as, the casts of Downtown Abbey and the Big Bang Theory.

Cheryl says: "I work in the comic book industry by day and am a fiber artist by night. I am fascinated by the intersection of technology and textiles. I create original and contemporary designs for my art quilts. I use electronic components, as well as fusibles, yarns, jewels, sequins, beads, and various other media to embellish my work. My quilts are all pieced, appliqued, and quilted by machine. My themes and subjects vary, from simple shapes, abstracts, to realistic interpretations of still life and portraits. My work is small, often under 6" square. My recent work uses LEDs, micro-processors, and other electronic components to make my fiber art and quilts light up."

How many of us want our quilt drawn out ahead of time with patterns and yardage requirements or insist on using patterns or pre-packaged quilt kits to make sure our finished product will be successful? We may resist making something original because we're not quite sure how it will turn out, and we don't want to waste our gorgeous fabric.

Cheryl will speak about her little quilt series. By working in a smaller scale, she is able to take risks, experiment, and keep what she likes while tossing those she does not. By spending less time per quilt, she is free to try new techniques without the fear of wasting huge amounts of expensive fabric or her time. Cheryl will inspire us to try small quilt creativity and experimentation. You can follow Cheryl on her blog or at www.Muppin.com/wordpress



SPECIAL EVENTS

Celeste & Susan Akre

specialevents@riverwalkquilters.com



Reach for the Stars!

In celebration of our guild's 20th anniversary in 2014, we are having a quilt challenge. This quilt must contain some

representation of a star. All techniques and interpretations are welcome. Be creative! Minimum size: 30" x 30". Maximum size: 40" x 40." (Quilt does not need to be square.) Quilts are due on or before our March meeting (3/11/2014). We will be voting on the top 8 quilts in March so we can enter them in the **AQS Ultimate Guild Challenge**. If our entry is accepted, the winning quilts will be displayed at the **AQS Grand Rapids Quilt Show!**

Riverwalk Quilters Guild

The Riverwalk Quilters Guild newsletter is published monthly. To submit articles for inclusion, contact Nancy Sturgeon at newsletter@riverwalkquilters.com by the 4th Tuesday of the month.

Website: www.riverwalkquilters.com

Facebook:

<http://www.facebook.com/RiverwalkQuilters>

The Riverwalk Quilters Guild—2nd Tuesday 7pm

Grace United Methodist Church

300 E. Gartner Road, Naperville, Illinois

The RQG Board—4th Tuesday 7pm Grace Church

NEXT RQG BOARD MEETING

7 p.m., **February 25**, Grace Methodist Church

Please check your **job description** in the by-laws and reply to Heidi Enright ASAP with or without changes. Keep in mind things such as new technology. Please let Cheryl know **if you will keep your board position** next year or if you would like to **change positions**. R.S.V.P. to Cheryl and Carol about the Feb. 25 board meeting.

naperville quilts 2015 QUILT SHOW

Ask yourself what jobs have you performed in the Riverwalk Quilt Guild during your years of membership. Is it your turn now to step in and increase your participation in your quilt guild? Won't you take a board or committee position or volunteer to lead us through our 2015 show? The time is coming soon when we will not be able to have a show if we can find no chairmen. You certainly don't have to be an expert quilter to lead the show, but you do need to be able to work well with others, delegate and be organized. You do not have to be a long time member. New members are welcome to participate. We need your help! Contact Cheryl Wanska.

RQG RAFFLE QUILT

Ticket Sales & Travel Itinerary

We also need one or two of you to chair our raffle quilt ticket sales and/or organize and arrange the travel itinerary for our raffle quilt. Can you help? Contact Cheryl W.

YVETTE THORN is Quilter of the Month

on our RQG website.

Check out the entire article with photos of Yvette's work. It's an inspiring article!

<http://>

www.riverwalkquilters.com/gallery.html

PHILANTHROPY

Dana Elliott & Rebecca Williams

philanthropy@riverwalkquilters.com

GOT PILLOWCASES?

Please take some time to finish yours and bring them and any philanthropy quilts you have pieced or quilted to the February meeting.

Advertising rates are based on one month's issue. Ads must be prepaid and received by the Editor by the 4th Tuesday of each month.

Full Page \$50.00 Half Page \$25.00
Quarter Page \$12.50 Eighth Page \$5.00
Full page ad available for single month only.

UPCOMING LOCAL EVENTS

SALT CREEK Quilt Show

March 1–2, 2014

Clarendon Hills Illinois Middle School
Clarendon Hills, Illinois

<http://www.saltcreekqg.org/index.asp?p=quiltshow.asp>

INDIANA HERITAGE Quilt Show

March 6–8, 2014

Bloomington, Indiana

quilting workshops led by well-known teachers,
200+ quilts from all over the world
showcase of special exhibits

www.IHQS.org

Pride of the Prairie Quilt Show

March 8–9, 2014

Richland Grade School
Crest Hill, Illinois

www.prideofprairie.org

Hands All Around Quilt Show

March 28–29, 2014

Bloomington, Illinois

<http://haaqq.tripod.com/>

String-A-Long Quilt Guild Show

March 29–30, 2014

Valparaiso, IN

csun52@hotmail.com

Wisconsin Museum of Quilts & Fiber Arts

Denyse Schmidt plus others

**Modern Perspectives Exhibit
through April 6**

www.wiquiltmuseum.com

Riverwalk Quilters Guild

MEMBERSHIP

Sharon Goodman & Joan Carter

membership@riverwalkquilters.com

In January 2 new members joined the guild. We welcome Joanne Sheahan of Naperville (a previous member from 2009) and Judy Teska of Lisle. Our current membership total is 126!


Please volunteer to help new members feel at home at the monthly meetings.

RED & WHITE CHALLENGE ON LINE

Get information on a new red and white quilt challenge at <http://sewcalgal.blogspot.com/2014/02/a-year-of-red-and-white-quilt.html>

Phase one is red and white quilts made prior to 2104. There is a lot of eye candy in red and white in these quilts. It may inspire you to start one of your own. Note the one made by Beatrice in France. It's a stunning sampler quilt. She says it's a cross between the style of Sentimental Quilter local Katherine Tracy and Dear Jane.

YVETTE THORN is Quilter of the Month on our RQG website.



Check out the entire article with photos of Yvette's work. It's an inspiring article!

<http://www.riverwalkquilters.com/gallery.html>



A Huge New Year Thank You!

We hope you all had fun at our “Gone To Pieces” New Year’s party/rummage sale/potluck dinner! The food was delicious. We enjoyed each other’s company, had fun with games, and, last but not least, examined, dug, and rummaged through loads of quilt “stuff” to our hearts’ content!

Many thank yous go to all who made the evening possible: Jayne Reishus for helping plan, providing the fun centerpieces, favors, candies and word jumble and block matching games. Thanks to Cindy Padgett for helping facilitate the evening, Nancy Lindberg and Lois Skooglund for hospitality, Nancy Sturgeon for being our rummage “queen” and thanks also to her dedicated princess staff!

Thanks to Sue Damitz for taking our rummage leftovers to a resale shop...her car was full! Thanks to those who donated food and sundries, and to those who delivered the food to our local pantries.

Thanks to Carolyn, Lynn, and all who set up and cleaned up. Thanks to our special events duo, Susie and Celeste Akre for a fab notions raffle basket which took in \$211. Thanks to everyone who brought a mug for our contest. We didn’t have to use styro cups! Thanks to all for gathering for a group photo...something we’ve never done!

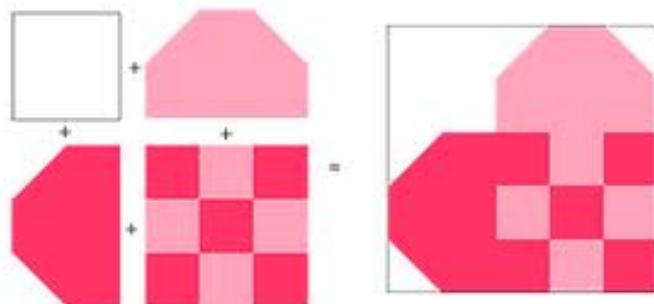
If you’ve never paper pieced, we hope you were inspired by the variety and fun of our show n’ tell.

Winners of the word jumble: table #9, runners up: table #10...they were close, and only had three people! Winner of the Notion Nirvana raffle basket: Kathy Herbach. Winners of the “What’s Your Score” poem: Cheryl Cortez and Darlene Schille. Winner of the Most Unusual Mug: Nancy Niswander.

Thanks to everyone for joining in to make it a fun evening. —*Lorraine Nemo*

JANUARY RUMMAGE SALE Makes \$654

Despite the cold windy weather on the night of the sale, there were 85 members in attendance. Last year only 52 attended, and there were 66 in 2012. Maybe the high turnout was due to the fact that we had Beth Randall telling us all about sewing room cleanup and organization in December, and members actually took heed of what she said! Or maybe it was due to the below zero days in early January when we couldn’t get out so we stayed home and went through our stuff. Whatever it was, the room abounded with treasures and bargains galore for many happy shoppers. We all had a great time checking and rechecking for that special fabric, book, pattern, or notion. Thank you members for bringing all your “stuff” and for buying and buying and buying. Thank you to Norma Beckemeier, Bev Parker, Carol Rubeck, Terri Hayes, and Judy Long for helping with the merchandise and checkout. Thank you to all who helped us set up, organize, and then pack it away. We had 6 tables full of some really good things. We used the stage for display too. Our biggest challenge was to spread it all out so you could find the diamonds in the rough. After it was over, Sue Damitz stuffed the leftovers in her car to take to a local charity resale shop. She took the magazines to a senior living center where the residents love reading them. If you have any suggestions for next year, please let me know. This is a great easy money maker for our guild, and everyone benefits in one way or another—either by getting rid of things we don’t want or need or by purchasing treasures for future projects. —*Nancy Sturgeon & Lorraine*



FROM THE INTERNET

Best Press Starch Alternatives

Mix together in large spray bottle:

1 tsp scented essential oil (found in Walmart candle supplies aisle) Note: scent is optional.

3 oz. vodka (YES, cheap vodka)

24oz distilled water and shake well.
(Hint: Vodka is made from potatoes , a natural starch.)


With all the ingredients it was under \$15 to make 2 gallons.

You can also try:

Another quilter has used this recipe exclusively for about 4 years and LOVES IT. She normally doubles it and says it keeps well in the fridge. It has never spoiled or become moldy.

Put 4 cups of water in saucepan and bring to a boil. In a separate bowl, dissolve 4 TB of liquid starch into 2 cups of cold water. Add this to boiling water. Return to a boil and then remove from heat immediately. Add 2 more cups of cold water. Starch may look milky or may be totally clear. Add 3 drops of your favorite scented oil if desired and stir.

Fill a spray bottle with solution and put the rest in the refrigerator. **Make sure it is labeled!** This is very cost effective—only 4 cents a quart.



SCRAP ROLLS

Are you still trying to organize your scraps? Have you checked out Bonnie Hunter's Scrap Saver's System? This article suggests an alternative—scrap rolls. Carla sews strips of the same width together end to end and once pressed, rolls them into a neat roll like a jelly roll that one would purchase at the quilt shop.

Carla sorts her strips by width and uses no strips narrower than 1.5". For each roll she likes to set a range of values and colors and stays within that range—though she adds a couple of fabrics that "push the limits." She also includes squares and finished half and quarter square triangles of the same width. Once she makes certain that the strips are a consistent width, she squares up the ends and cuts off any selvages. She then sews the strips together at their short end using chain piecing. When the strip is quite long, she cuts the thread chains and presses the seam allowances in the same direction. Carla then finds the end with the seam allowance going away from her and folds this end about 3/4" to the back and once again to the back. Then she starts rolling the long long strip. She says they store easily and can be incorporated into many traditional quilt designs. In her article she tells how she makes placemats with the strips.—**From the May 2012 American Quilter Magazine by Carla Haake**

Heart quilt by Janice Schindeler from Gail Garber's flying geese class 2010.
<http://gailgarber.com>



You can click on any blue link in this newsletter to find out more info!